

SPEC SHEET + MEASUREMENTS

Stanley
/STELLA

Stanley/Stella Unisex Changer 2.0 Crewneck Sweatshirt.

SXU004

Product photo



A premium crewneck with a classic look. Organic and recycled fabrics blend beautifully, offering cozy warmth with refined details that stand out from the crowd.

- 10.3-ounce (350 GSM)
- 80% organic combed ring spun cotton/20% recycled polyester brushed 3-end fleece, cotton face
- 1x1 rib knit collar, cuffs and hem
- Single-needle topstitch at collar
- Herringbone back neck taping
- Self-fabric half moon at back neck
- Double-needle topstitch on armholes, cuffs and hem seams
- 100% recycled polyester tear-away label
- Colors up to 5XL: Black, French Navy, Heather Grey, Natural Raw, Stargazer, White
- Natural Raw: Made with uncleaned carded fibers for a natural look and feel with minimal processing. Some surface pilling may occur, which is normal and won't affect the quality.
- Modern medium fit: Designed for a roomier fit, opened up across the chest and shoulders.

Sketches



front



back

CARE INSTRUCTIONS

Machine Wash Cold. Do Not Bleach. Tumble Dry Low. Iron Low Heat. Do Not Dry Clean.

SPEC SHEET + MEASUREMENTS

Stanley
/STELLA

Stanley/Stella Unisex Changer 2.0 Crewneck Sweatshirt.

SXU004

PRODUCT MEASUREMENTS

	XXS	XS	S	M	L	XL	2XL	3XL	4XL	5XL
Body Length at Back	26 3/8	27 1/6	28	28 3/4	29 1/2	30 5/7	31 2/3	32 2/3	33 1/2	34 1/4
Chest	20	20 6/7	21 2/3	23 2/9	24 4/5	26 7/9	28 3/4	30 5/7	32 2/3	34 2/3
Sleeve Length from Center Back	33 4/7	34 1/7	34 3/4	35 1/2	36 1/3	37 1/5	37 8/9	38 4/7	39 1/4	40

Body Length at Back: Measured from high point shoulder to finished hem at back.

Chest: Measured across the chest one inch below armhole when laid flat.

Sleeve Length from Center Back: Measure from Center Back neck to shoulder point to sleeve hem.

SIZE CHARTS

	XXS	XS	S	M	L	XL	2XL	3XL	4XL	5XL
Chest	32-33 1/2	34-35	36-37	38-40	41-43	44-47	48-51	52-55	56-59	60-63

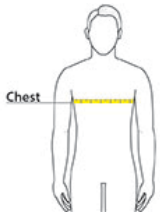
SPEC SHEET + MEASUREMENTS

STANLEY
/STELLA

Stanley/Stella Unisex Changer 2.0 Crewneck Sweatshirt.

SXU004








HOW TO MEASURE



CHEST

Measure under the arm and around the fullest part of the chest with arms down, keeping tape horizontal.

COLORS

Anthracite				DesertDust			
	Black PMS 426C	Cool Heather Grey PMS 5305C	Dark Heather Grey PMS 426C		French Navy PMS 4280C	Heather Grey PMS 4289C	Heritage Brown PMS 7524C
						OffWhite	
India Ink Grey PMS 4140C	Khaki Green PMS 4229C	Latte PMS 2467C	Mindful Blue PMS 6112C	Misty Jade PMS 558C	Natural Raw PMS 7527C		Stargazer PMS 4161C
							
Stone PMS 6204C	White PMS 2706C						